

Stage 1

RULES: IPSC Handgun Competition Rules, January 2009, 2nd Edition

COURSE DESIGNER(S): LB & BP

START POSITION: Seated on chair inside box; gun unloaded in marked box on table; palms flat on "X X" on table

STAGE PROCEDURE

On audible signal, retrieve gun from table, load, and engage targets as seen. PP1 activates swinger T3 and drop-turner T4. All shots must be fired whilst seated; seat and feet must be contained within the marked area. 1 procedural penalty will be awarded per shot fired outside these parameters.

SCORING

SCORING: Comstock, 9 rounds, 45 points

TARGETS: 4 IPSC, 1 PP

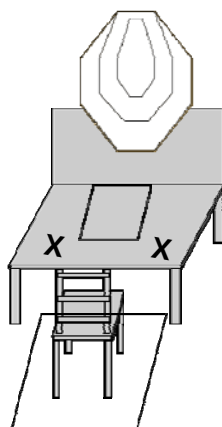
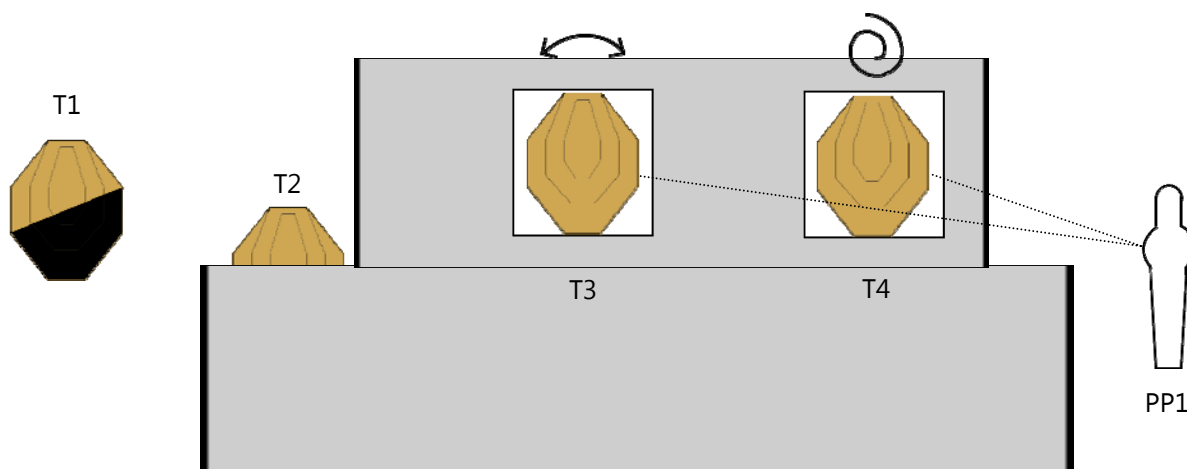
SCORED HITS: 2 best per IPSC, steel down = 1A

START-STOP: Audible - Last shot

PENALTIES: Procedural: -10

No-shoot hit: -10

Miss: -10



SETUP NOTES:

Ensure T3 swings freely without obscuring or contacting T2 or T4. No-shoot on table must be positioned to force the competitor to move left and right of it.

RO NOTE:

Verify all shots are fired with the competitor fully seated, with feet and chair in the box.

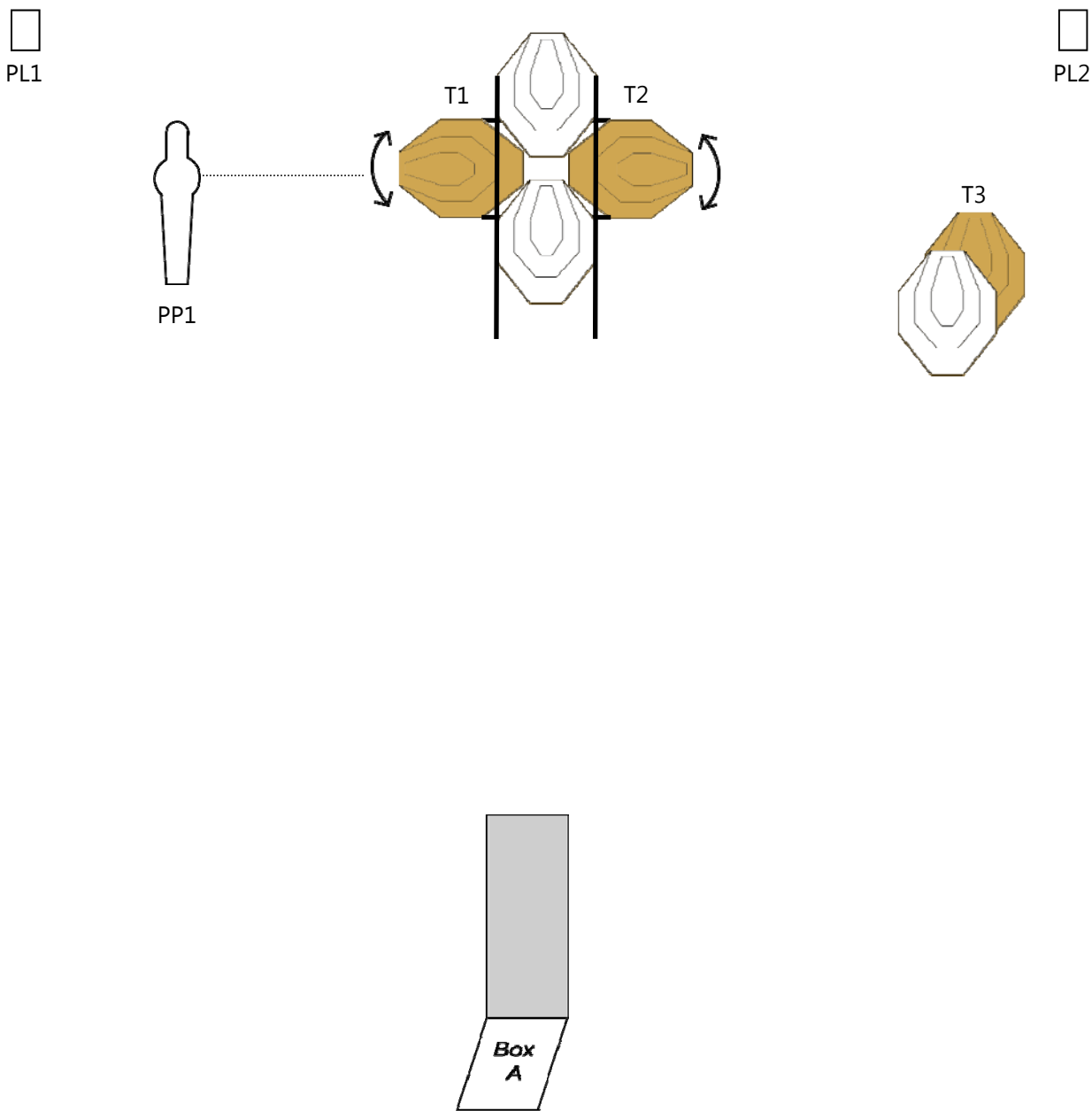
Stage 2

RULES: IPSC Handgun Competition Rules, January 2009, 2nd Edition

COURSE DESIGNER(S): LB & BP

START POSITION: Standing in Shoot Box A; gun loaded and holstered; hands in IPSC clasp

STAGE PROCEDURE	SCORING
On audible signal, draw and engage targets as seen from Box A. PP1 activates rotating targets T1 and T2. 1 procedural penalty will be awarded per shot fired outside Box A.	SCORING: Comstock, 9 rounds, 45 points TARGETS: 3 IPSC, 1 PP, 2PL SCORED HITS: 2 best per IPSC, steel down = 1A START-STOP: Audible - Last shot PENALTIES: Procedural: -10 No-shoot hit: -10 Miss: -10



SETUP NOTES:	RO NOTE:
PP1 should be a forward-falling popper to activate windmill target. Ensure stick used to activate windmill target is of the correct length.	Verify all shots are fired with the competitor inside Box A.

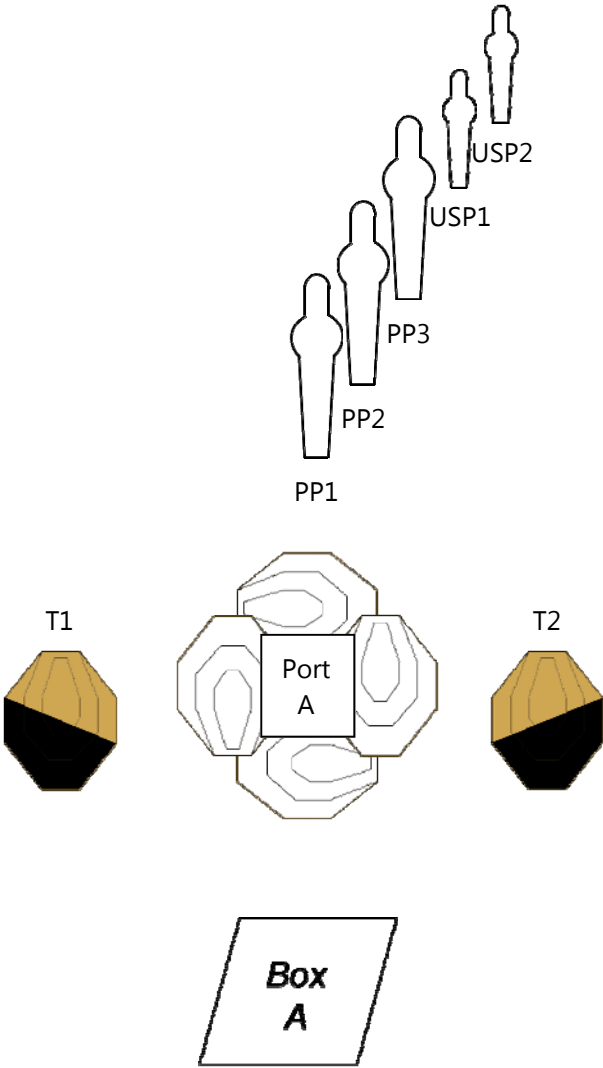
Stage 3

RULES: IPSC Handgun Competition Rules, January 2009, 2nd Edition

COURSE DESIGNER(S): LB & BP

START POSITION: Standing in Shoot Box A; gun loaded and holstered; hands above shoulders

STAGE PROCEDURE	SCORING
On audible signal, draw and engage targets as seen from Box A. 1 procedural penalty will be awarded per shot fired outside Box A.	SCORING: Comstock, 9 rounds, 45 points TARGETS: 2 IPSC, 3 PP, 2 USP SCORED HITS: 2 best per IPSC, steel down = 1A START-STOP: Audible - Last shot PENALTIES: Procedural: -10 No-shoot hit: -10 Miss: -10



SETUP NOTES:	RO NOTE:
PP1-USP2 should be in a row so each popper becomes visible when the preceding one has fallen.	Verify all shots are fired with the competitor inside Box A.

Stage 4

RULES: IPSC Handgun Competition Rules, January 2009, 2nd Edition

COURSE DESIGNER(S): LB & BP

START POSITION: Standing in Start Box A; gun unloaded on table with first magazine

STAGE PROCEDURE

On audible signal move from Start Box A, retrieve gun and first magazine from table, load and engage targets as they become visible whilst remaining within the confines of the charge lines.

SCORING

SCORING: Comstock, 16 rounds, 80 points

TARGETS: 7 IPSC, 2 USP

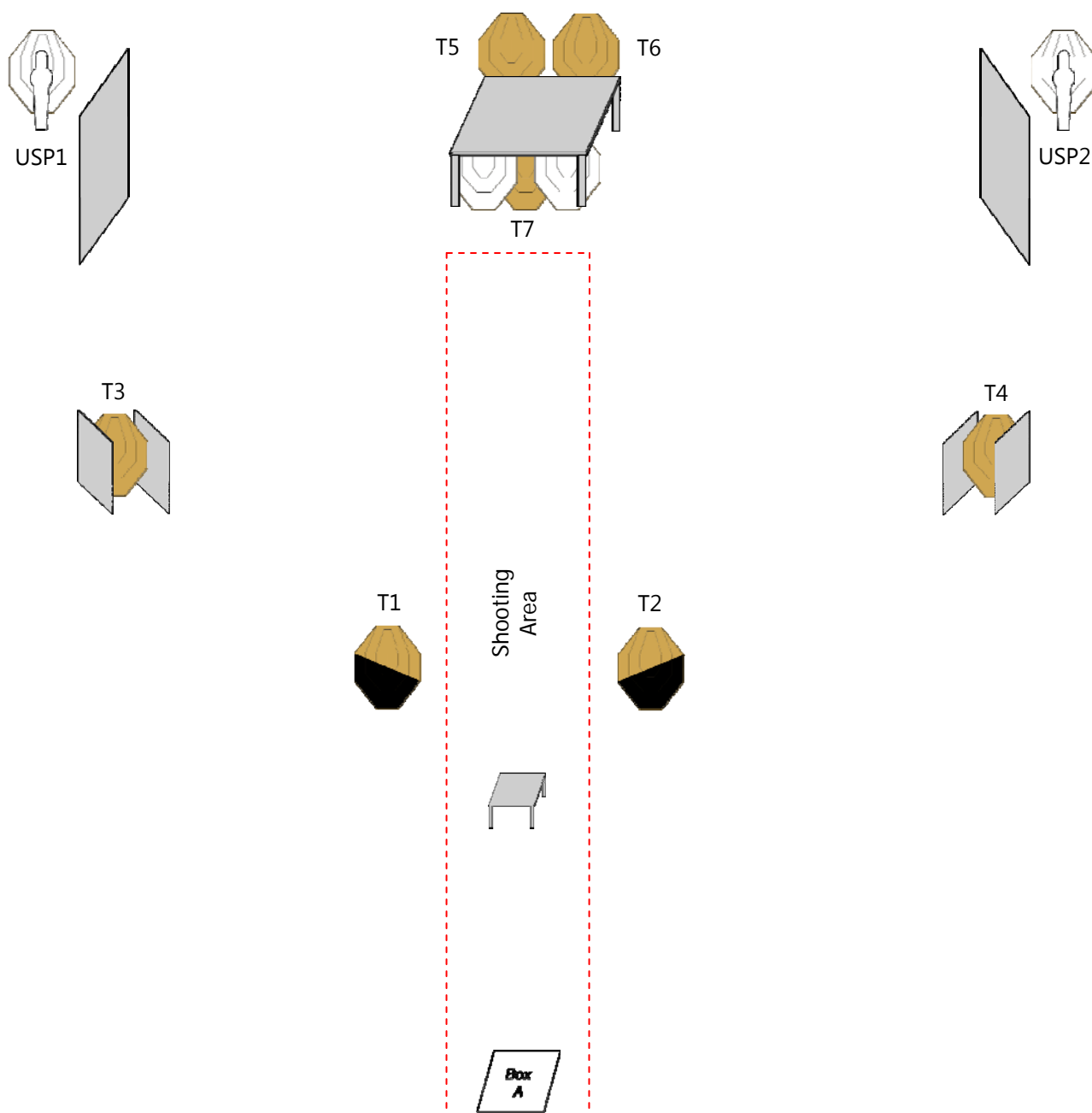
SCORED HITS: 2 best per IPSC, steel down = 1A

START-STOP: Audible - Last shot

PENALTIES: Procedural: -10

No-shoot hit: -10

Miss: -10



SETUP NOTES:

No-shoots behind USP1 & USP2 should be positioned so the head of the poppers are in the middle of the no-shoot "A" zone. T5 & T6 are only visible once the competitor reaches the table. T7 is under the table.

RO NOTE:

Stage 5

RULES: IPSC Handgun Competition Rules, January 2009, 2nd Edition

COURSE DESIGNER(S): LB & BP

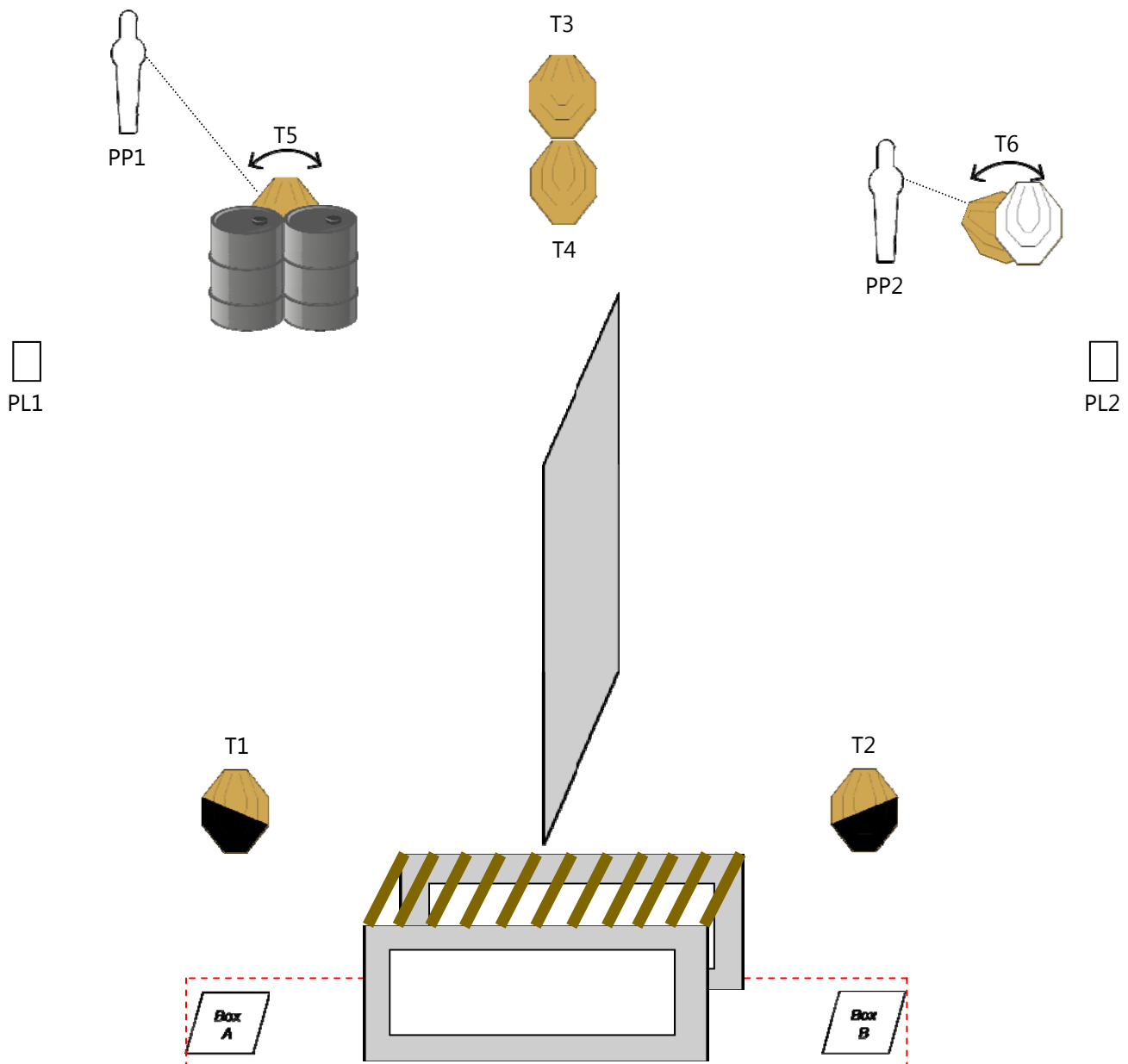
START POSITION: Standing in Start Box A or Start Box B; gun loaded and holstered

STAGE PROCEDURE

Competitor chooses whether to start in Start Box A or B. On audible signal, engage targets as they become visible, remaining within the confines of the charge lines. Competitors moving through Cooper Tunnel incur 1 Procedural Penalty for each overhead slat that falls (rule 10.2.5 applies). PP1 activates swinging target T5. PP2 activates disappearing target T6.

SCORING

SCORING: Comstock, 16 rounds, 80 points
TARGETS: 6 IPSC, 2 PP, 2 PL
SCORED HITS: 2 best per IPSC, steel down = 1A
START-STOP: Audible - Last shot
PENALTIES: Procedural: -10
 No-shoot hit: -10
 Miss: -10



SETUP NOTES:

Cooper Tunnel to be erected at a height of 4 foot.

RO NOTE:

Stage 6

RULES: IPSC Handgun Competition Rules, January 2009, 2nd Edition

COURSE DESIGNER(S): Perry B

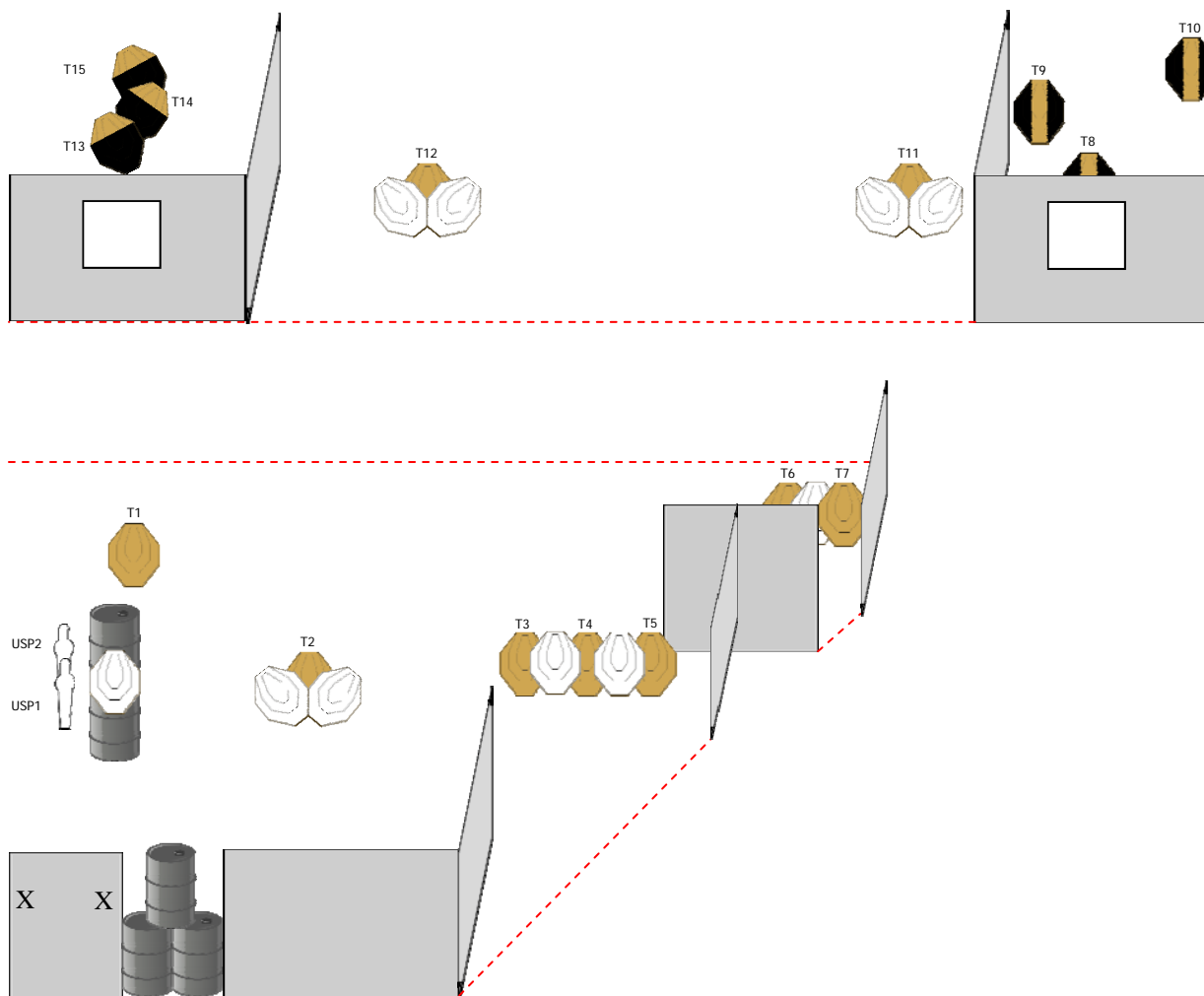
START POSITION: Gun loaded and holstered, standing with palms flat on "X X"

STAGE PROCEDURE

On audible signal, engage targets as they become visible, remaining within the confines of the charge lines.

SCORING

SCORING: Comstock, 32 rounds, 160 points
TARGETS: 15 IPSC, 2 USP
SCORED HITS: 2 best per IPSC, steel down = 1A
START-STOP: Audible - Last shot
PENALTIES: Procedural: -10
 No-shoot hit: -10
 Miss: -10



SETUP NOTES:

RO NOTE: