

# **2012 IPSCACT Handgun State Titles Level II MATCH PACKAGE**



**Saturday, 20 October 2012 – Sunday, 21 October 2012**

**Sporting Shooters Pistol Club Majura, ACT**

---



## Match Officials

Match Director:	David Crook
Range Master:	Peter Carne
Chief Range Officer:	Peter Carne
Range Officers:	One (or more) NROI Range Officer(s) from each squad
Scoring:	Luke Bayliss

## Match Format

### Saturday, 20 October

0730	Breakfast available on range
0800	Registration starts
0830	Range Officer briefing
0900	Shooting commences
1700	Shooting ceases

### Sunday, 21 October

0730	Breakfast available on range
0900	Shooting commences
1500	Shooting ceases
1530	Presentation



## Accommodation

### Information

See: [www.visitcanberra.com.au/accommodation](http://www.visitcanberra.com.au/accommodation)

### Camping On-Site

Camping/Caravanning is allowed on the range (\$10 per night per shooter)

### Nearby Hotels

#### Eagle Hawk

(approx. 2km)

Capital Country Holiday Village	(02) 62303433
Eaglehawk Holiday Park	(02) 62416411
Rydges Eaglehawk Resort	(02) 62416033

#### Watson

(approx. 4km)

Canberra Carotel	(02) 62411377
Hotel Formule 1	(02) 62539020
Red Cedars Motel	(02) 62411888

#### Dickson/Downer/Lyneham

(approx. 6km)

Quality Hotel Dickson	(02) 62474744
Miranda Lodge B&B	(02) 62498038
Northbourne Lodge B&B	(02) 62572599
Blue & White B&B Lodges	(02) 62480498
Yowani Country Club	(02) 62413377
Canberra Lyneham Motel	(02) 62497656
Canberra Gateway Motel	(02) 62472777

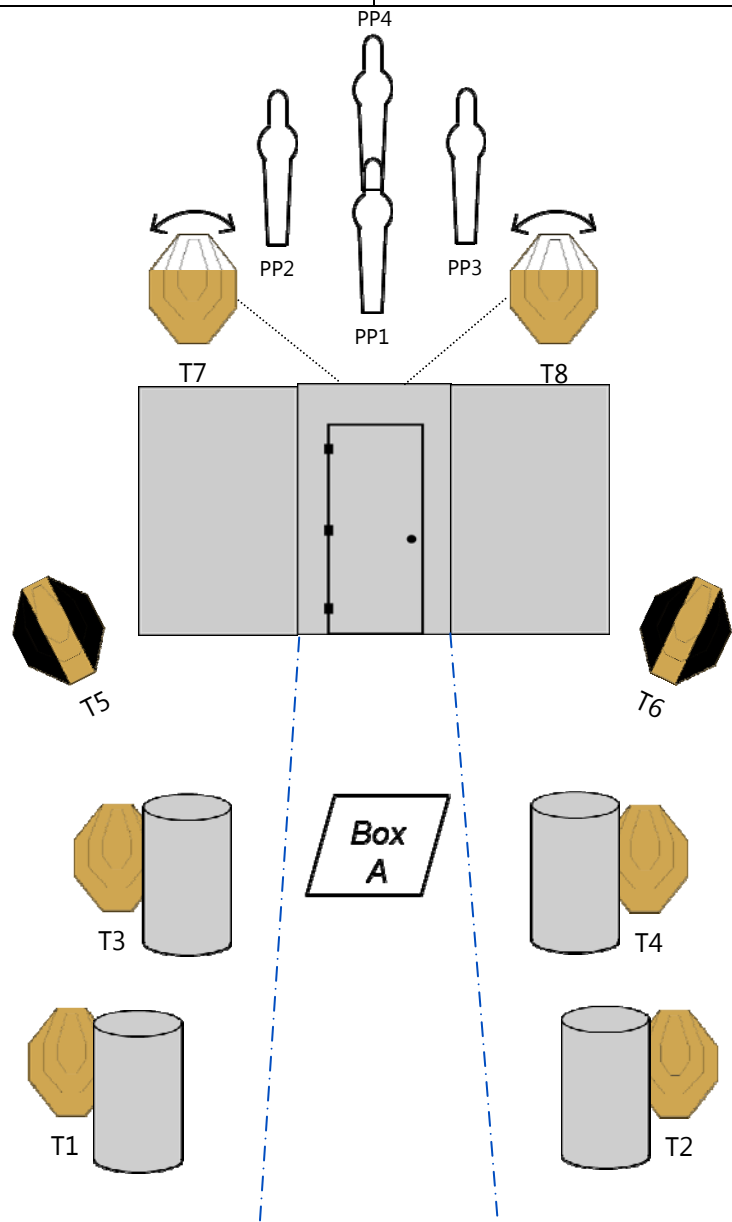
# Stage 1 - "Swing On By"

**RULES:** IPSC Handgun Competition Rules, January 2012 Edition

**COURSE DESIGNER(S):** CM

**START POSITION:** Standing in Box A loaded and holstered, hands in surrender position

STAGE PROCEDURE	SCORING
On audible signal, turn and engage targets as they become visible from within the demarcated area. Swinging targets T7 and T8 are activated by opening the door.	<b>SCORING:</b> Comstock, 20 rounds, 100 points <b>TARGETS:</b> 8 IPSC, 4 PP <b>SCORED HITS:</b> 2 best per IPSC, steel down = 1A <b>START-STOP:</b> Audible - Last shot <b>PENALTIES:</b> Procedural: -10 No-shoot hit: -10 Miss: -10



**SETUP NOTES:**

**RO NOTE:**

# Stage 2 - "Star of the Show"

**RULES:** IPSC Handgun Competition Rules, January 2012 Edition

**COURSE DESIGNER(S):** CM

**START POSITION:** Gun unloaded and holstered, standing on log, hands in surrender position

## STAGE PROCEDURE

On the audible signal, engage targets whilst standing on log. Steel must fall to score. 1 procedural penalty for any shots fired whilst not standing on the log.

**NOTE:** The Texas Star is **STATIC** and used as a means to present targets only.

## SCORING

**SCORING:** Comstock, 9 rounds, 45 points

**TARGETS:** 2 IPSC, 5 Plates

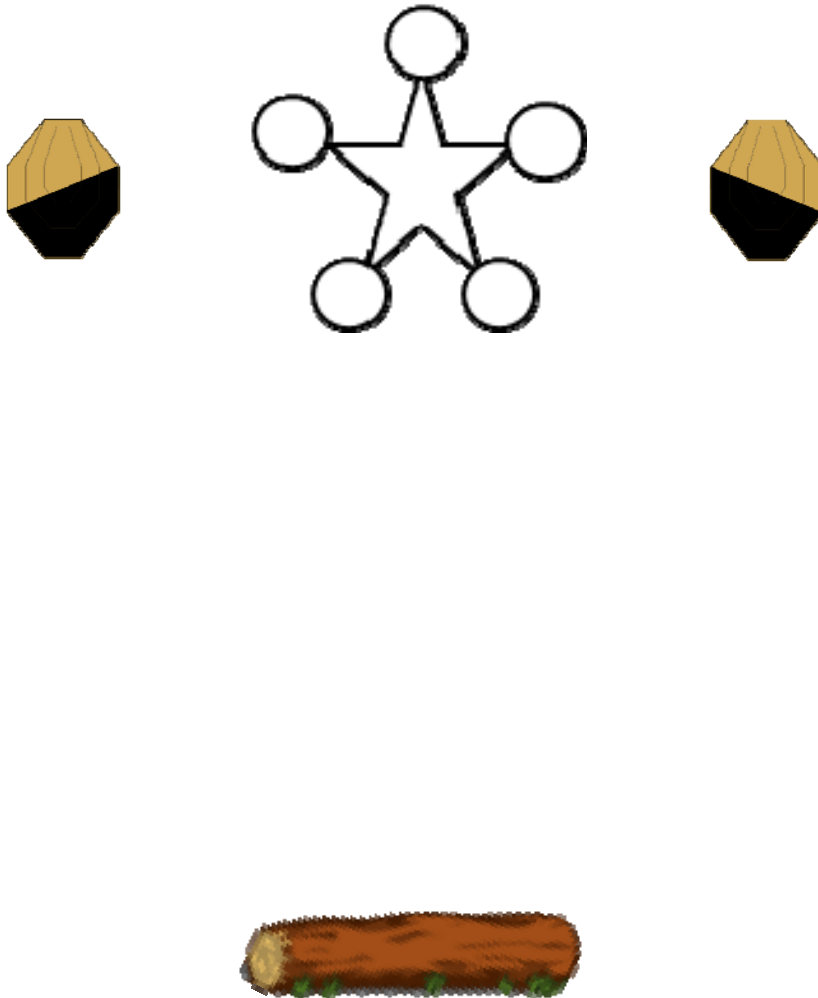
**SCORED HITS:** 2 best per IPSC, steel down = 1A

**START-STOP:** Audible - Last shot

**PENALTIES:** Procedural: -10

No-shoot hit: -10

Miss: -10



## SETUP NOTES:

Texas star is static—used to present targets only and should be secured so it DOES NOT SPIN

## RO NOTE:

# Stage 3 - "Make it Brief"

**RULES:** IPSC Handgun Competition Rules, January 2012 Edition

**COURSE DESIGNER(S):** CM

**START POSITION:** Standing in Box A with hands by sides, gun unloaded in briefcase on table, all magazines to be used in stage in case

## STAGE PROCEDURE

On audible signal, retrieve gun and ammunition from briefcase and engage targets from within demarcated area. Steel must fall to score.

One procedural penalty will be awarded per shot fired from any magazine that was not retrieved from briefcase

## SCORING

**SCORING:** Comstock, 13 rounds, 65 points

**TARGETS:** 6 IPSC, 1 Plate

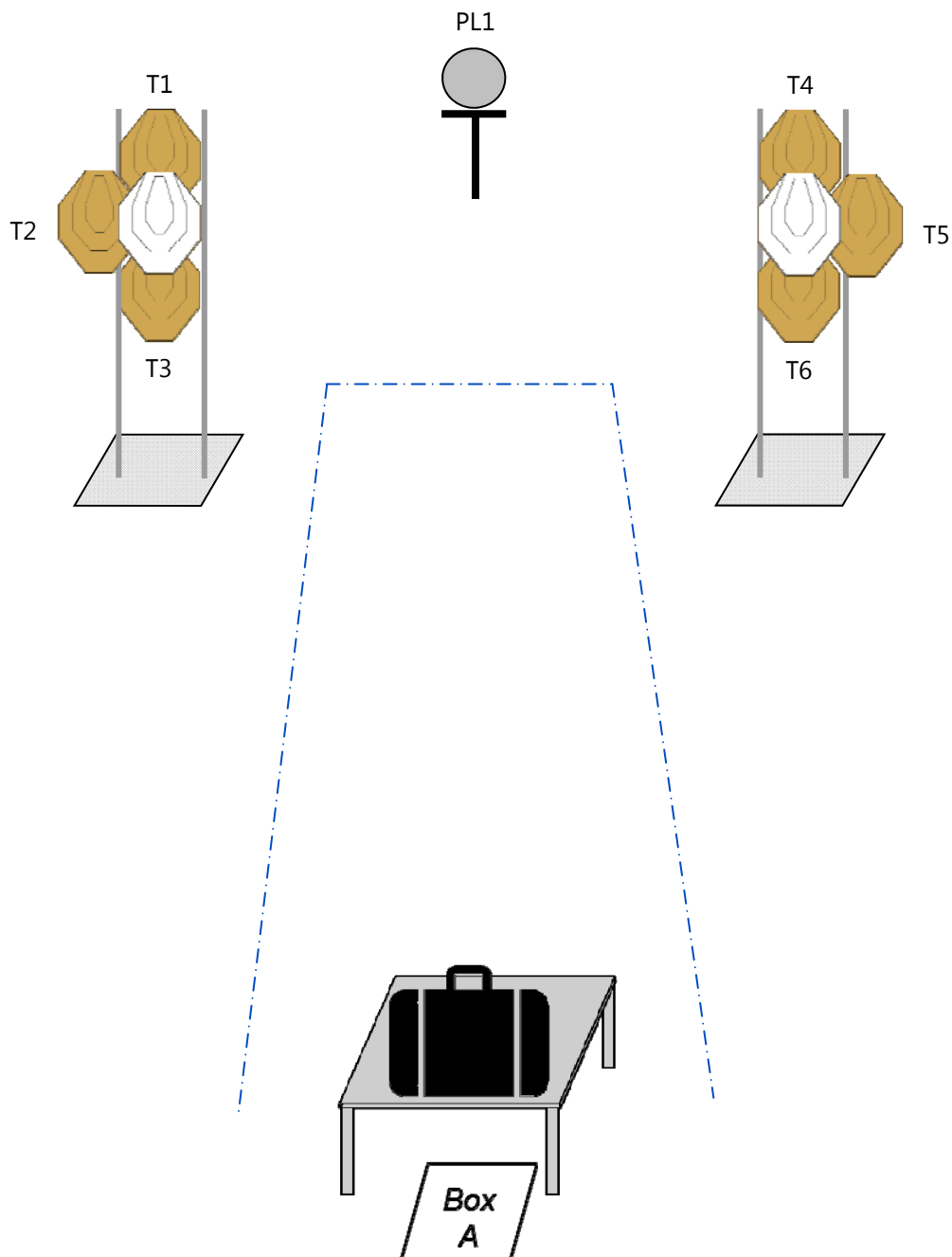
**SCORED HITS:** 2 best per IPSC, steel down = 1A

**START-STOP:** Audible - Last shot

**PENALTIES:** Procedural: -10

No-shoot hit: -10

Miss: -10



**SETUP NOTES:**

**RO NOTE:**

# Stage 4 - "White Out"

**RULES:** IPSC Handgun Competition Rules, January 2012 Edition

**COURSE DESIGNER(S):** MB & GS

**START POSITION:** Heels on marker in demarcated area, gun loaded and holstered, hands by sides

## STAGE PROCEDURE

On audible signal, engage all targets as seen from demarcated shooting area, in any order.

## SCORING

**SCORING:** Comstock, 22 rounds, 110 points

**TARGETS:** 11 IPSC

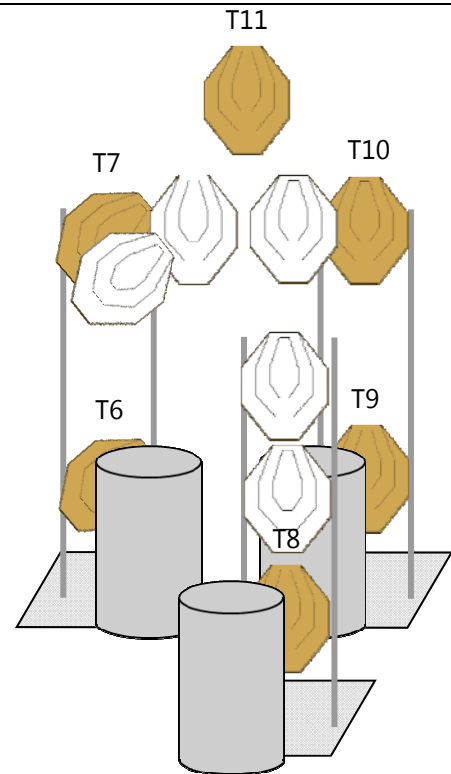
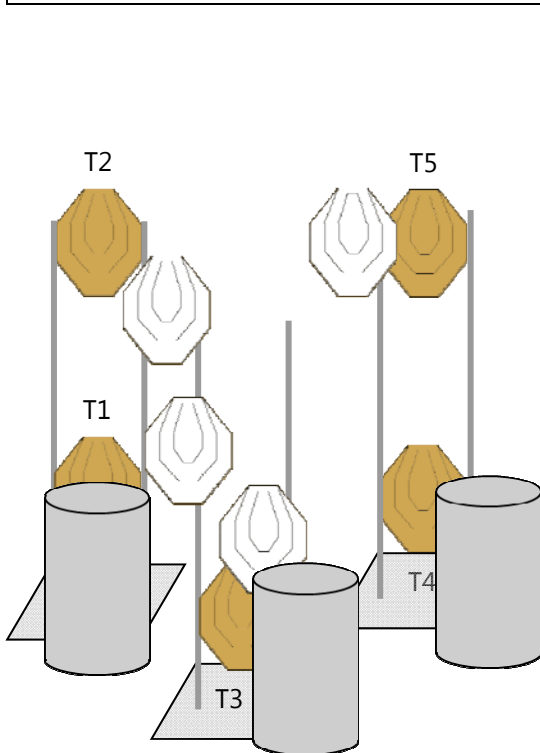
**SCORED HITS:** 2 best per IPSC, steel down = 1A

**START-STOP:** Audible - Last shot

**PENALTIES:** Procedural: -10

No-shoot hit: -10

Miss: -10



**SETUP NOTES:**

**RO NOTE:**

# Stage 5 - "Double Cross"

**RULES:** IPSC Handgun Competition Rules, January 2012 Edition

**COURSE DESIGNER(S):** MB

**START POSITION:** Toes on marker in Box A, gun loaded and holstered

## STAGE PROCEDURE

On audible signal, engage all targets as they become visible from within the demarcated area. Steel must fell to score.

## SCORING

**SCORING:** Comstock, 32 rounds, 160 points

**TARGETS:** 13 IPSC, 5 USP, 1 PP

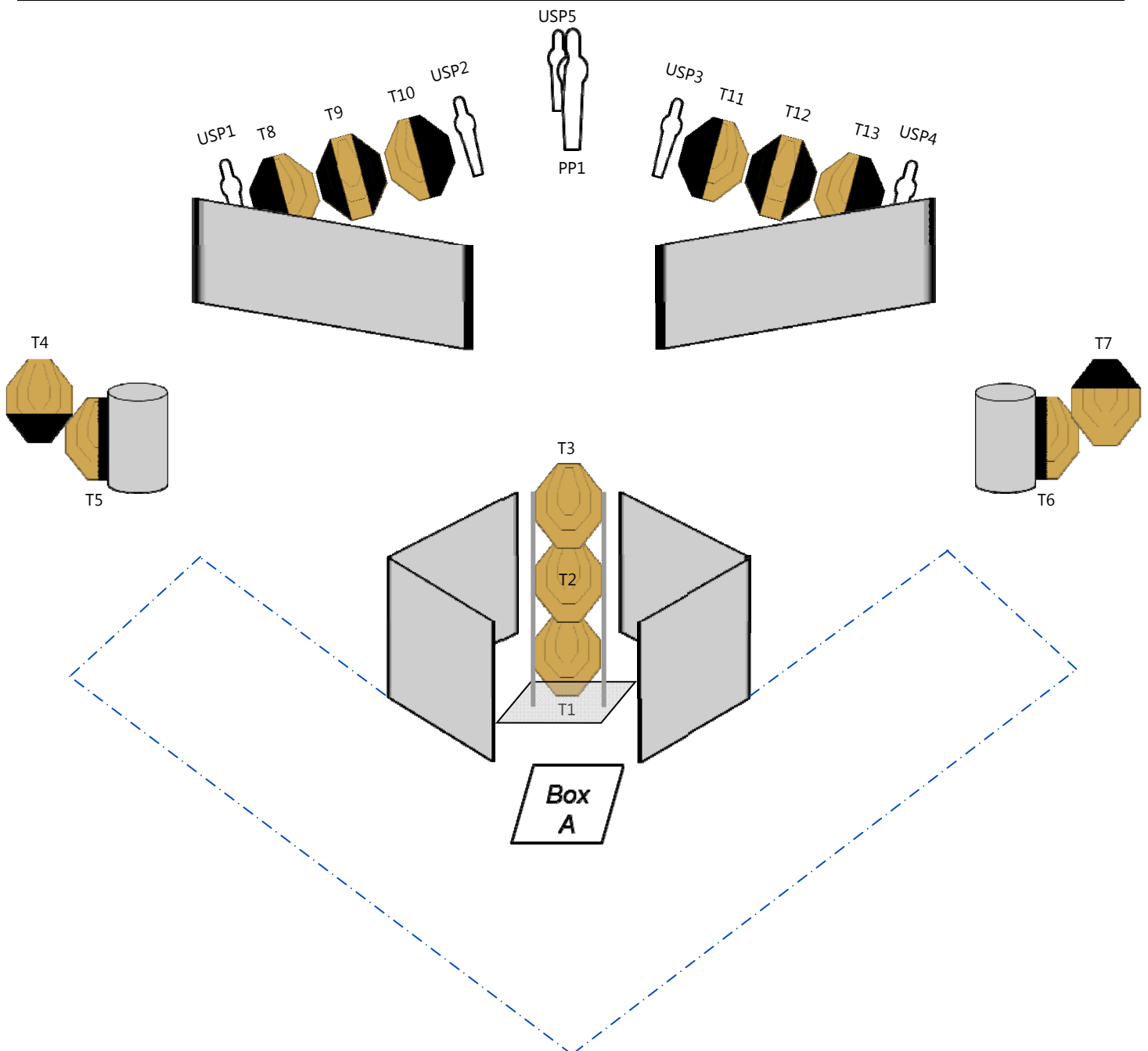
**SCORED HITS:** 2 best per IPSC, steel down = 1A

**START-STOP:** Audible - Last shot

**PENALTIES:** Procedural: -10

No-shoot hit: -10

Miss: -10



**SETUP NOTES:**

**RO NOTE:**



# Stage 6 - "Which Way Do I Go?"

**RULES:** IPSC Handgun Competition Rules, January 2012 Edition

**COURSE DESIGNER(S):** MB

**START POSITION:** Standing in Box A, magazine inserted, empty chamber, hands against wall

## STAGE PROCEDURE

On audible signal, engage all targets as seen from within the demarcated area in any order. Steel must fall to score.

## SCORING

**SCORING:** Comstock, 11 rounds, 55 points

**TARGETS:** 5 IPSC, 1 Plate

**SCORED HITS:** 2 best per IPSC, steel down = 1A

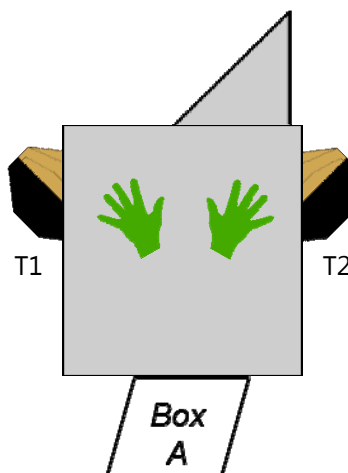
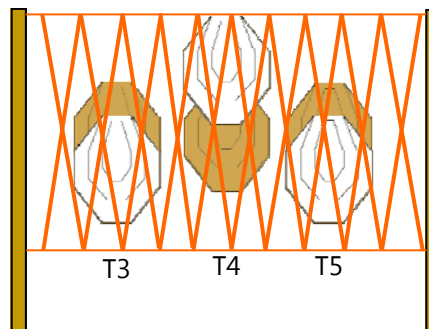
**START-STOP:** Audible - Last shot

**PENALTIES:** Procedural: -10

No-shoot hit: -10

Miss: -10

PL1



**SETUP NOTES:**

**RO NOTE:**

# Stage 7 - "Only One Way To Go"

**RULES:** IPSC Handgun Competition Rules, January 2012 Edition

**COURSE DESIGNER(S):** CM

**START POSITION:** Standing in Box A, gun loaded and holstered, hands by sides

## STAGE PROCEDURE

On audible signal, engage targets as seen from within the demarcated shooting area. Target T8 can only be seen through Port A. Steel must fall to score.

## SCORING

**SCORING:** Comstock, 23 rounds, 115 points

**TARGETS:** 11 IPSC, 1 Plate

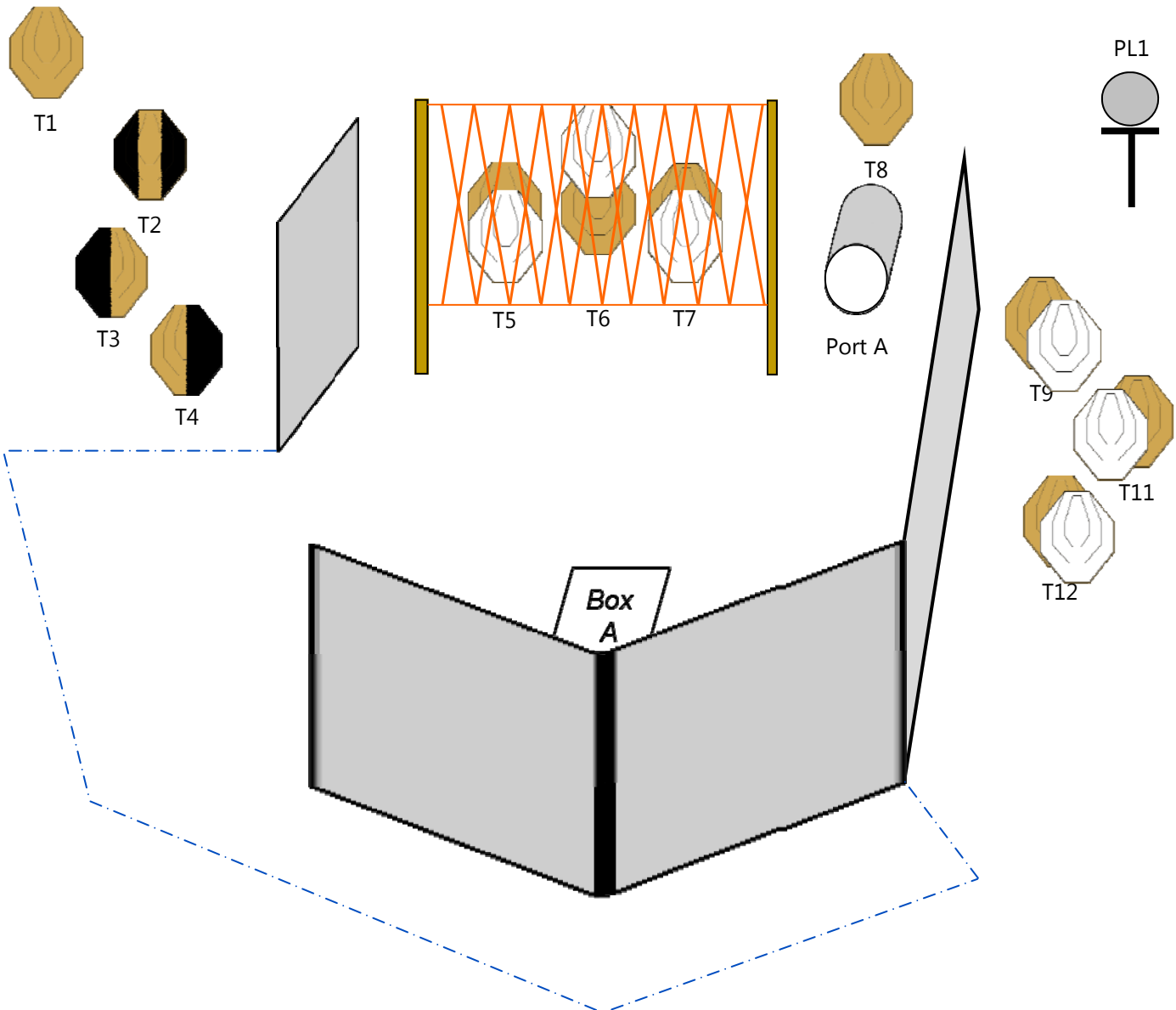
**SCORED HITS:** 2 best per IPSC, steel down = 1A

**START-STOP:** Audible - Last shot

**PENALTIES:** Procedural: -10

No-shoot hit: -10

Miss: -10



## SETUP NOTES:

## RO NOTE:

It is advised that the RO stand behind the walls at the rear of Box A (the walls are easily seen through) to reduce the possibility of the shooter moving uprange before the RO

# Stage 8 - "All Crossed Up"

**RULES:** IPSC Handgun Competition Rules, January 2012 Edition

**COURSE DESIGNER(S):** LB

**START POSITION:** Standing in Box A loaded and holstered, facing downrange, hands by sides

## STAGE PROCEDURE

On audible signal, turn and engage targets as they become visible from within the demarcated area. Swinging targets T7 and T8 are activated by PP2 and PP1 respectively.

## SCORING

**SCORING:** Comstock, 9 rounds, 45 points

**TARGETS:** 2 IPSC, 2 PP, 2 USP, 1 Plate

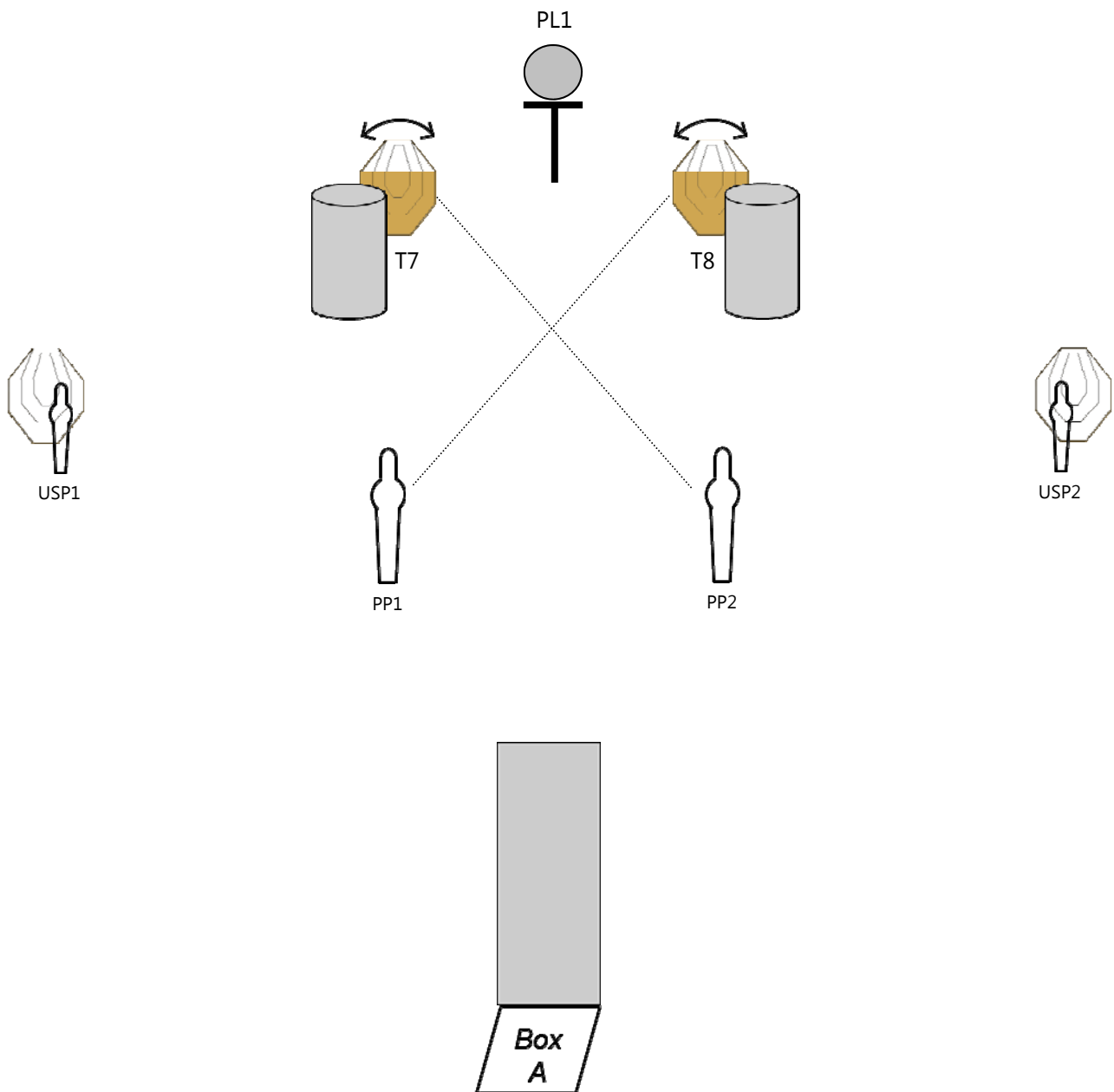
**SCORED HITS:** 2 best per IPSC, steel down = 1A

**START-STOP:** Audible - Last shot

**PENALTIES:** Procedural: -10

No-shoot hit: -10

Miss: -10



**SETUP NOTES:**

**RO NOTE:**

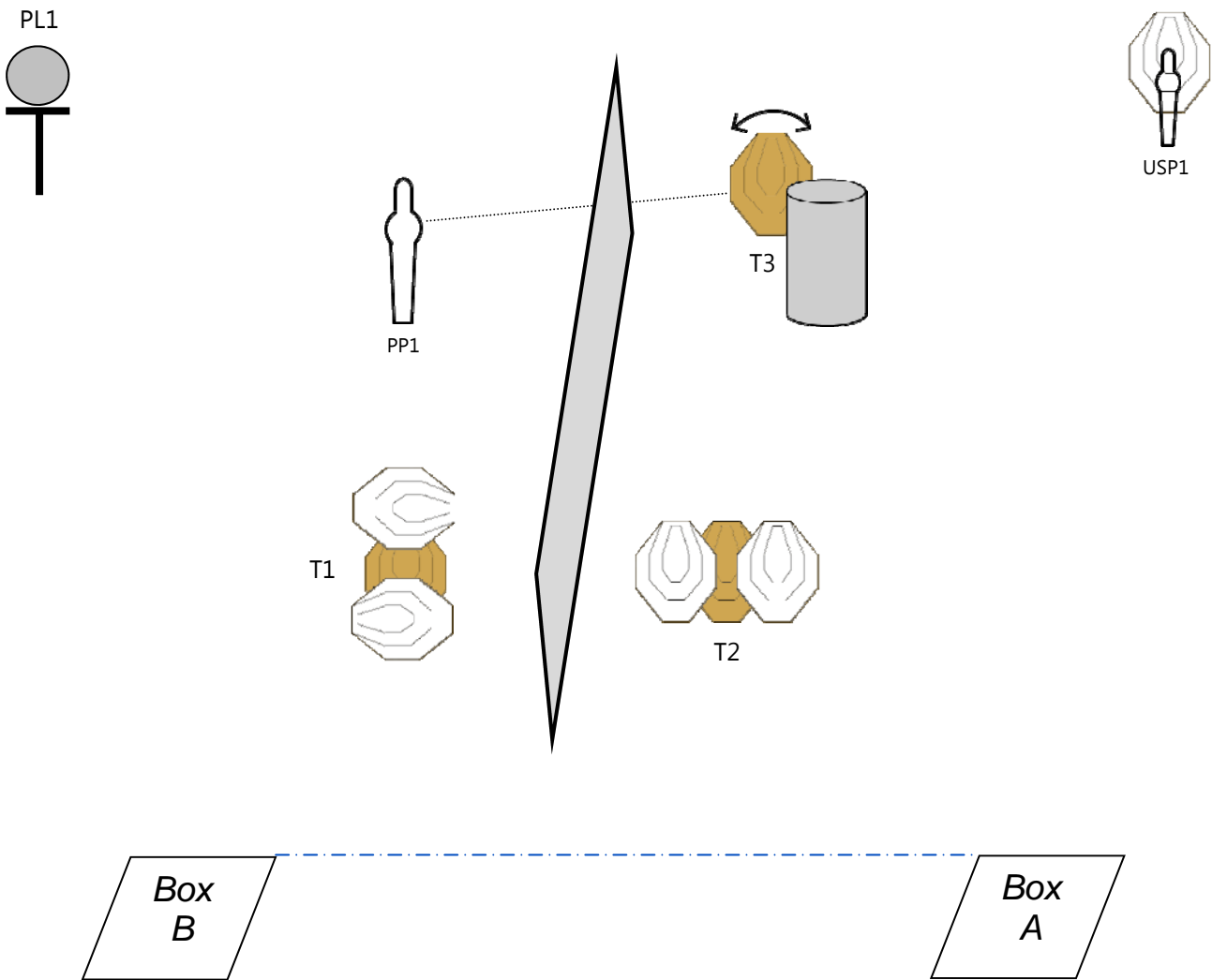
# Stage 9 - "Sure Footed"

**RULES:** IPSC Handgun Competition Rules, January 2012 Edition

**COURSE DESIGNER(S):** LB

**START POSITION:** Standing in Box A loaded and holstered, facing downrange, hands by sides

STAGE PROCEDURE	SCORING
On audible signal, engage targets as they become visible only from within Shoot Box A or Shoot Box B. One procedural penalty will be awarded per shot fired outside the shoot boxes. Steel must fell to score. Popper PP1 Activates swinging target T3.	<b>SCORING:</b> Comstock, 9 rounds, 45 points <b>TARGETS:</b> 3 IPSC, 1 PP, 1 USP, 1 Plate <b>SCORED HITS:</b> 2 best per IPSC, steel down = 1A <b>START-STOP:</b> Audible - Last shot <b>PENALTIES:</b> Procedural: -10 No-shoot hit: -10 Miss: -10



**SETUP NOTES:**

**RO NOTE:**

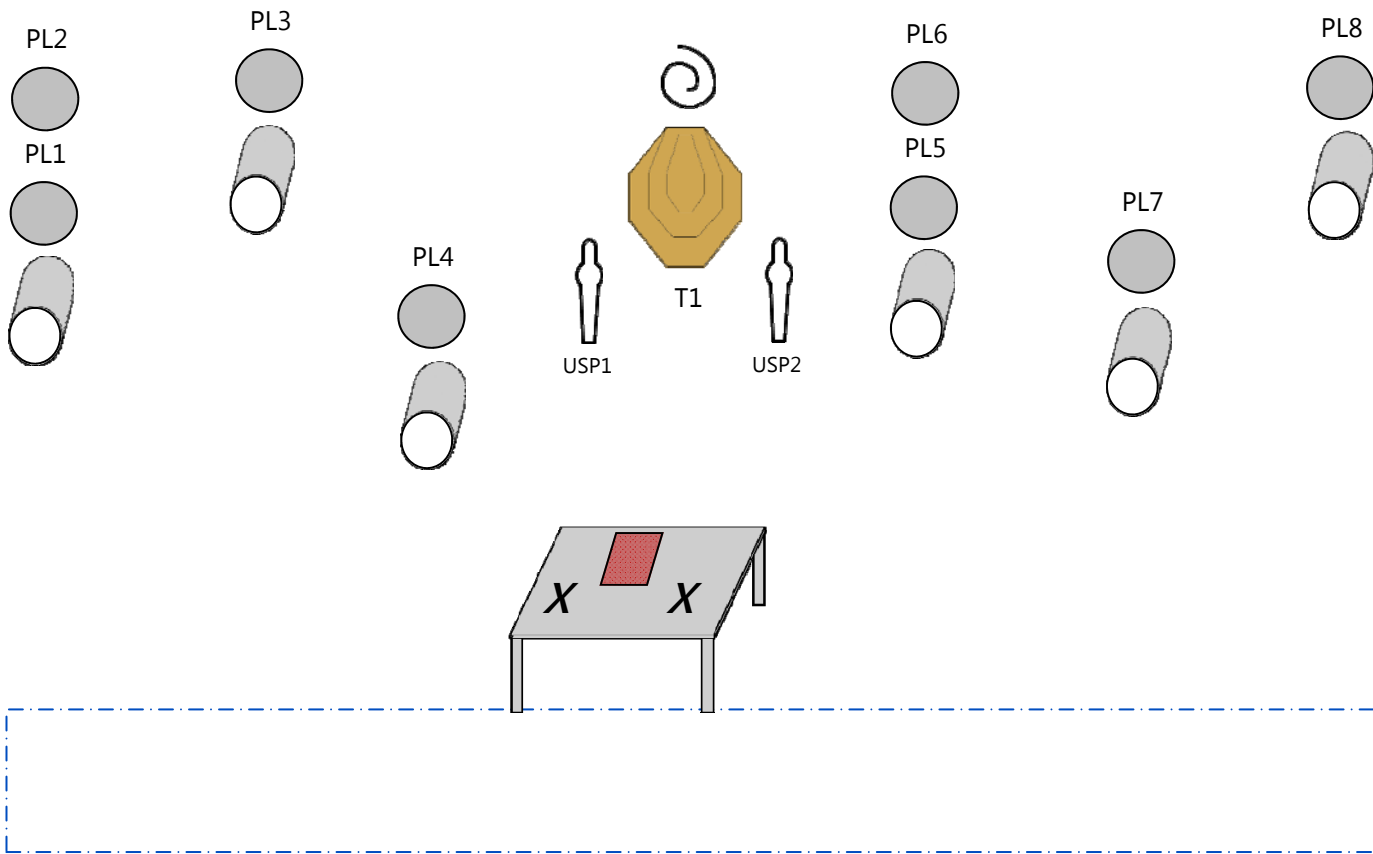
# Stage 10 - "Pipe Dream"

RULES: IPSC Handgun Competition Rules, January 2012 Edition

COURSE DESIGNER(S): CM

START POSITION: Unloaded gun with first magazine on table, hands on markers

STAGE PROCEDURE	SCORING
On audible signal, engage targets as they become visible only from within the demarcated area. Steel must fell to score. Popper USP1 activates disappearing target T1 (no penalties for misses).	<b>SCORING:</b> Comstock, 12 rounds, 60 points <b>TARGETS:</b> 1 IPSC, 2 USP, 8 Plates <b>SCORED HITS:</b> 2 best per IPSC, steel down = 1A <b>START-STOP:</b> Audible - Last shot <b>PENALTIES:</b> Procedural: -10 No-shoot hit: -10 Miss: -10



SETUP NOTES:

RO NOTE:

# Stage 11 - "Wheel of Fortune"

**RULES:** IPSC Handgun Competition Rules, January 2012 Edition

**COURSE DESIGNER(S):** CM

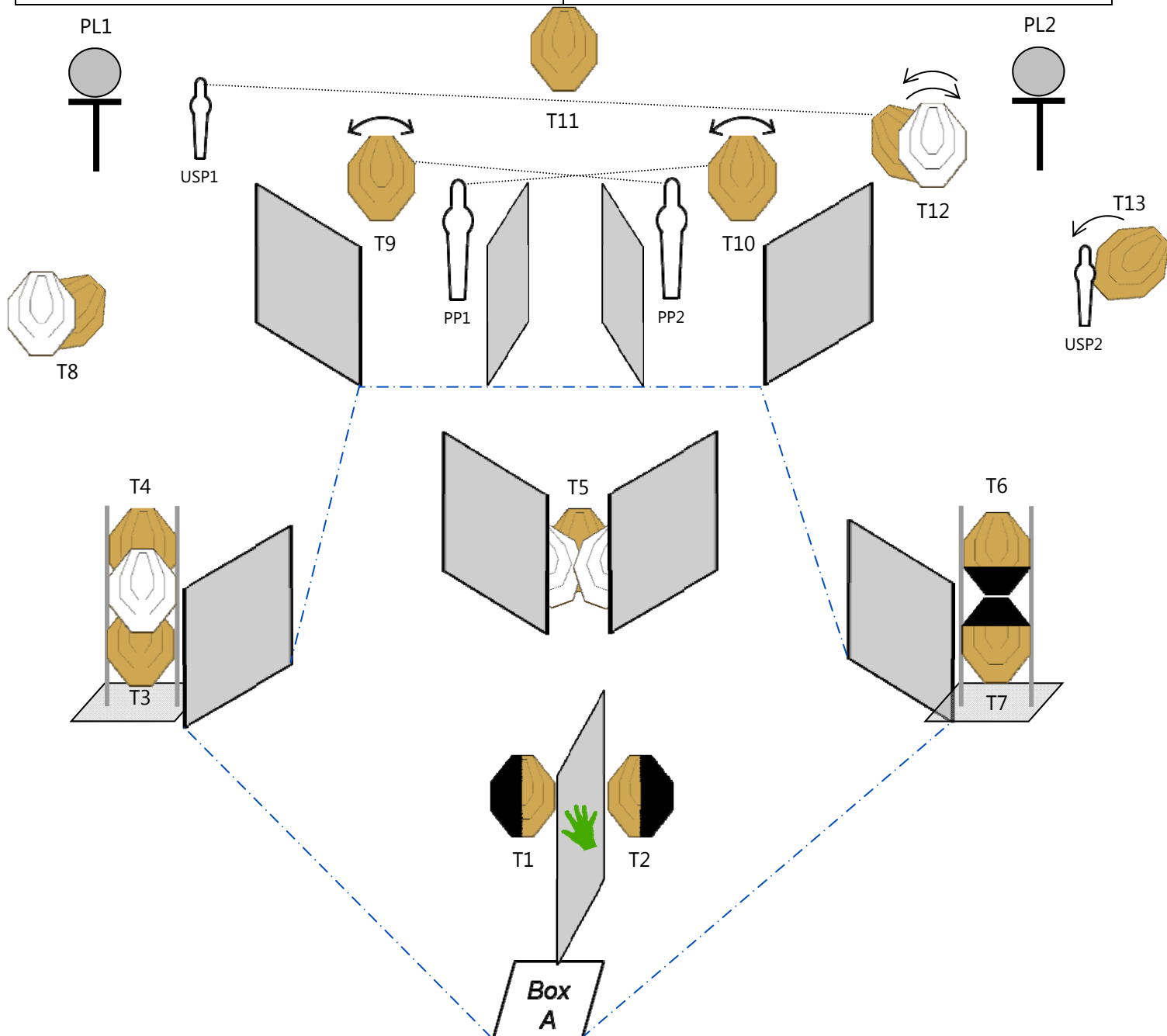
**START POSITION:** Standing in Box A loaded and holstered, hands on markers

## STAGE PROCEDURE

On audible signal, engage targets as they become visible from within the demarcated area. Swinging targets T9 and T10 are activated by PP2 and PP1 respectively. Disappearing target T12 is activated by USP1 (no penalties for misses on T12). Appearing target T13 is activated by USP2 (penalties will apply for misses on T13).

## SCORING

**SCORING:** Comstock, 32 rounds, 160 points  
**TARGETS:** 13 IPSC, 2 PP, 2 USP, 2 Plates  
**SCORED HITS:** 2 best per IPSC, steel down = 1A  
**START-STOP:** Audible - Last shot  
**PENALTIES:** Procedural: -10  
 No-shoot hit: -10  
 Miss: -10



**SETUP NOTES:**

**RO NOTE:**

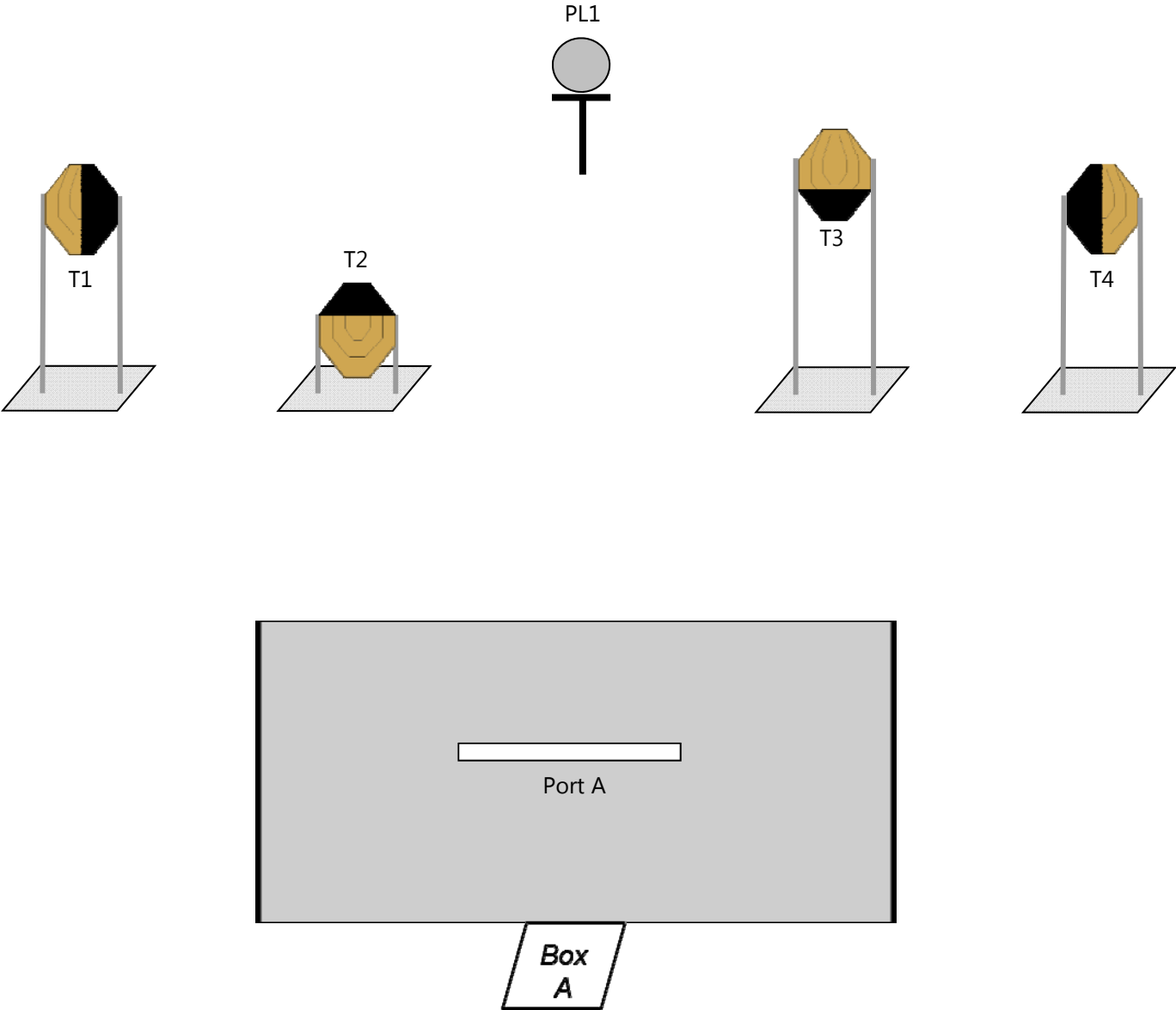
# Stage 12 - "Sidewinder"

**RULES:** IPSC Handgun Competition Rules, January 2012 Edition

**COURSE DESIGNER(S):** LB

**START POSITION:** Standing in Box A loaded and holstered, hands by sides

STAGE PROCEDURE	SCORING
On audible signal, engage targets as they become visible from Box A through Port A. Steel must fall to score.	<b>SCORING:</b> Comstock, 9 rounds, 50 points <b>TARGETS:</b> 4 IPSC, 1 Plate <b>SCORED HITS:</b> 2 best per IPSC, steel down = 1A <b>START-STOP:</b> Audible - Last shot <b>PENALTIES:</b> Procedural: -10 No-shoot hit: -10 Miss: -10



**SETUP NOTES:**

Port A to be no more than 60mm in height

**RO NOTE:**